





SAINT - JORIOZ

7 & 8 JUNE 2025

EVENT BOOK

HALF TRIATHLON



# PRESENTATION

The Alpsman journey is waiting for you on the 7th of June, and here is what you can expect :

- A unique swim in the purest lake of Europe
- A wonderful bike route, in the Regional Nature Reserve of the Bauges
- A day through the most beautiful landscapes of Haute-Savoie
- A finish line at the top of the Semnoz -

## ARE YOU READY ?

## SUMMARY

- SCHEDULE
- VENUE MAP
- CHECKLIST
- BIB WITHDRAWAL
- ATHLETE PACKAGE
- PRÉPARATION DU VÉLO
- PERSONAL BAG
- BIKE DELIVERY
- BRIEFING
- SWIM
- TRANSITIONS
- ROUTES
- SIGNING
- FOOD SUPPLIES
- OFFICIALS
- MANDATORY EQUIPMENT
- SPECTATORS
- AFTER RACE
- ECO-RESPONSABILITY
- WEATHER

# FRIDAY, JUNE 6<sup>TH</sup>

**1pm-6pm** : Opening of the Village

**1pm-6:30pm** : BIB withdrawal

**1pm-6pm** : Personal bags delivery

*Lake Esplanade*

*Lake Esplanade*

*UCPA*

# SATURDAY, JUNE 7<sup>TH</sup>

**6am-7am** : Bib withdrawal

**6am-8am** : Opening of the transition area – bike and transition equipment delivery

**6am-8am** : Personal bag delivery

**8:30am** : Men start

**8:35am** : Women start

**1:30pm** : Arrival of the 1st Finisher Half

**3pm-9pm** : Opening of the transition area to recover bike and personal belongings

**7:35pm** : Stop of the timing

**7:00 – 10:00 pm** : Dinner

**8:30pm** : Award Ceremony

*Lake Esplanade*

*Beach*

*UCPA*

*Beach*

*Beach*

*Summit of the Semnoz*

*Beach*

*Lake Esplanade*

*Lake Esplanade*

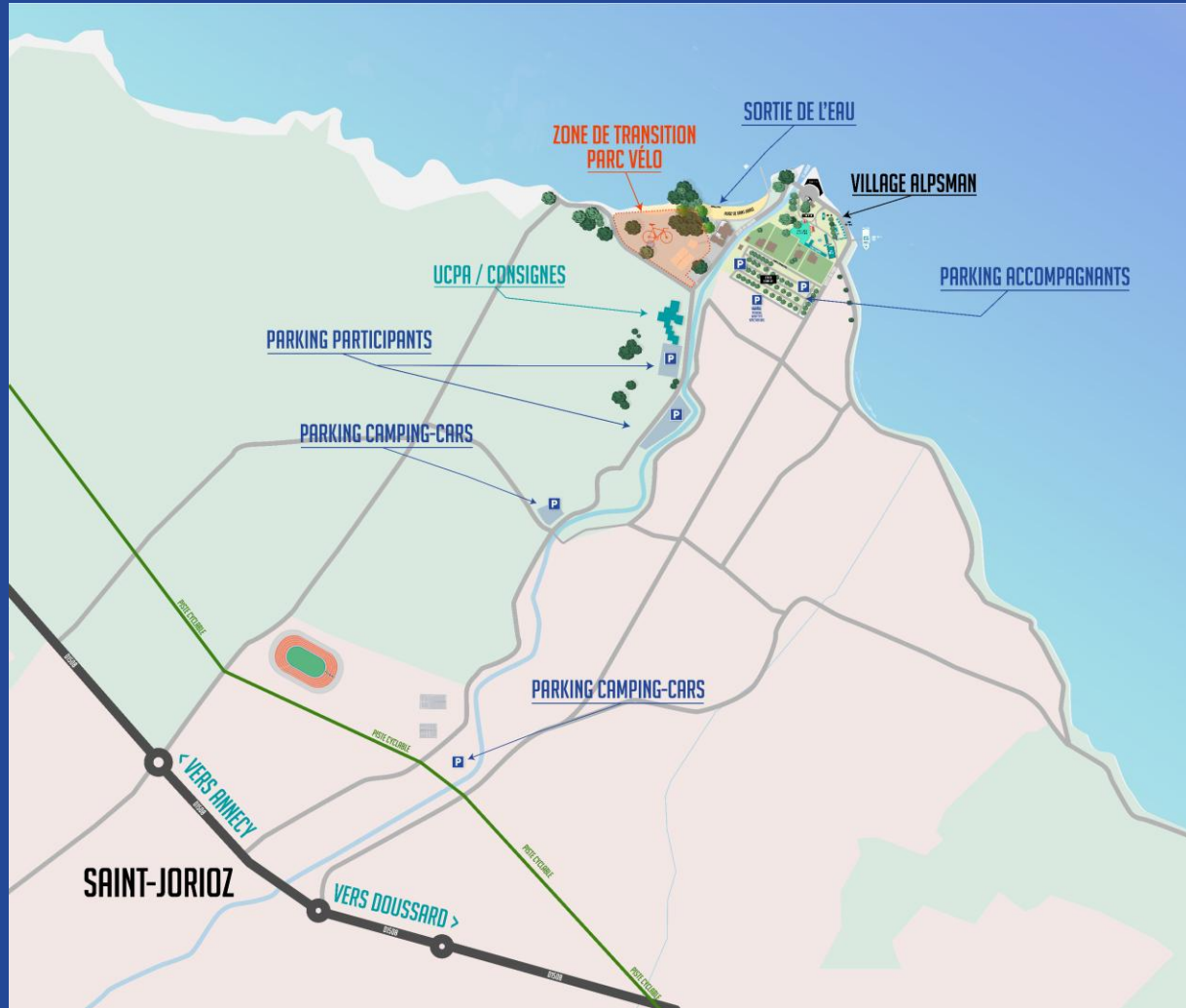
# SUNDAY, JUNE 8<sup>TH</sup>

**8am – 2 pm** : Opening of the Village

**11:30am -1:00 pm** : lunch

*Lake Esplanade*

# ROAD TO THE VILLAGE



# VENUE MAP



*Please note that if you decide to park in the participant parking lot near the UCPA, you won't be able to take your car out again before 6pm (end of the XTREM bike). If you wish to leave earlier, the college parking lot is available to you at any time.*



# CHECKLIST

## BEFORE THE RACE

- Venue and parkings maps
- ID
- Bike settings
- Routes study
- Athletes briefing

## SWIM

- Timing transponder
- Swimming suit (if necessary)
- Swimming goggles
- Swimming cap (given by the organisation)

## BIKE

- Bib on your back
- Bike frame
- Helmet
- Personal food supply (optional)
- Sunscreen
- Sunglasses
- Personal foldable glass (no cup will be provided at the food stations by the organisation)

## RUN

- Bib on the front
- Trail shoes to climb up to the Semnoz (optional)
- Personal food supply (optional)
- Sunscreen
- Sunglasses
- Personal foldable glass (no cup will be provided at the food stations by the organisation)

# BIB WITHDRAWAL

The bib withdrawal will take place on Friday the 6th on the Alpsman Village, at the lake esplanade, from 1pm to 6:30pm, and on Saturday from 6am to 7am. You will need your ID and your withdrawal card (sent by email on the 4th of June).

If you didn't submit your license or certificat online, you will have to show it to withdraw your bib.

If you do not show your licence or certificate, you **will not be allowed** to race.



# ATHLETE PACKAGE

## ENVELOPE :

- 1 bib : to be worn on the back during bike and on the front during run
- 1 bike frame : to attach on the front of the bike
- 1 swimming cap : to be worn during swimming
- 1 wristband: to give in exchange of your lunch (Saturday evening or Sunday noon) and to wear to have access to the transition park
- 1 timing transponder : to be worn on your left ankle during the whole race
- 2 tattos with your bib number : for your left arm and leg
- 1 sticker for the saddle stem



## ATHLETE GIFT :

The 2025 weekend bag !


→ You've been asked if you wanted to take the gift or not. If you took it you will be able to withdraw it at the « boutique » tent.

# BIKE PREPARATION

## SADDLE STEM STICKER :

1700     1700

To attach around the saddle stem.



## BIKE FRAME :

To attach at the front of the handlebar.  
Ties will be given.



# PERSONAL BAG

## SEMNOZ ARRIVAL BAG



Semnoz bag

During the bib withdrawal, a totebag « Semnoz arrival » will be given to you. Once you put your stuff in it, you will have to go to the UCPA building to deliver it. The organisation will bring it at the top of the Semnoz so you can have your personal belongings at the arrival.

You have to deliver this bag at UCPA :

- On Friday from 4pm to 6pm
- On Saturday from 7am to 8am

## AVOID WASTING :

This bag is not mandatory.

**In order to avoid wasting, take it only if you plan to use it.**

Here are a few ideas to avoid too much bag waste :

- Your supporters can bring you your bag :
  - Semnoz arrival : if your supporters meet you at the top, you can leave them your personal bag. To go to the Semnoz, free buses will be available.

# BIKE DELIVERY



**The bike delivery is mandatory on Saturday between 6am and 8am. You will have to wear your bib and your helmet to enter the bike park.**

You also have to deliver your transition equipment under your bike. No bags will be allowed, please put your belongings at the right side of the bike.

The bike and equipment recovery is mandatory on Saturday between 3pm and 9pm. **It is not possible on Sunday.**



# BRIEFING

The race briefing will be sent to you by e-mail a few days before the event. It is compulsory to watch it before starting the race.

The race briefing will be given by the race director :

**On Saturday at 8:10am in the bike park**

Every important information will be given, such as information about the routes and the safety rules.

**It is mandatory to attend this briefing.**



# SWIM



## START

The start will be given by the speaker in the microphone.  
Mass-start, straight ahead.

## SWIM

Once you are away from the beach, you will have to turn right before doing a half turn and swim along the side to Saint-Jorioz.  
Boats, kayaks and paddles will be there to show you the way.  
During the swim, always leave the buoys on your right.  
The loop has to be done twice, with an Australian exit between the 2 loops.

## OUT OF THE WATER

You will get out on the beach of Saint-Jorioz before going to the transition area.




# TRANSITION 1

## SWIM → BIKE




When you get out of the water, you will have your bike equipment under your bike, where you left it earlier in the morning.

Once you are changed, you will exit the bike park using the central path, with the bike in your hand and your helmet fastened.

Leave your swimming equipment at your bike place. You will recover it at the end of the race.





## T1 SWIM - BIKE

-  Going out of the water
-  Going out of the transition park
-  Climbing line



## T1 TRANSITION PARK

-  Coming from the external side to get your bike
-  Going from the interior path to get out of the transition park with your bike on your hand

# TRANSITION 2

## BIKE → RUN

At the end of the bike part, you will enter the bike park using the central path (bike in your hand and helmet fastened). You will deliver your bike at its place and get changed with your running equipment.

Put your bib at the front.



## T2 BIKE – RUNNING

 End of the bike ride


 Getting off the bike

 Start of running



## T2 BIKE – RUNNING

 1 Run on the inside path to drop your bike

 2 Going to the external side to get out of the transition park



# ROUTES

## CARTOGRAPHIE | ALPSMAN HALF



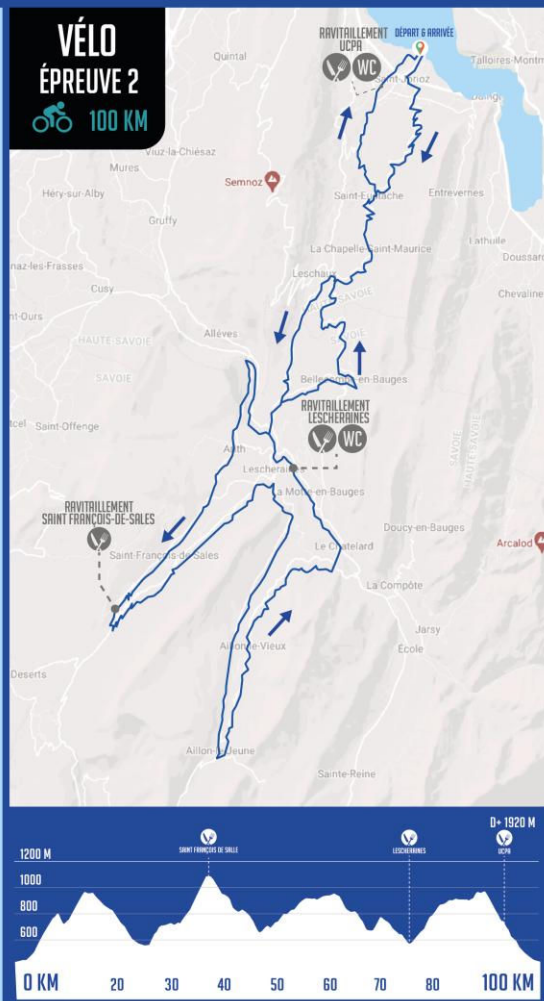
### NATATION ÉPREUVE 1

2 KM



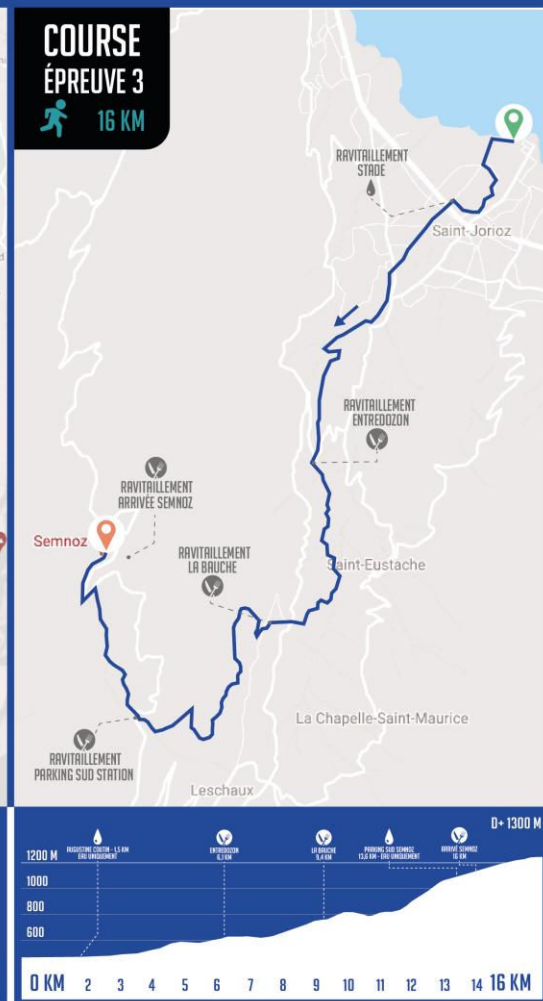
### VÉLO ÉPREUVE 2

100 KM



### COURSE ÉPREUVE 3

16 KM



## CUT OFF TIME :

Swim :

- At the exit of the water, after 1 hour of race, at **9:35am**

Bike :

- At Lescheraines (km 74), after 5h10 of race, at **1:45pm**
- At the end of the bike route (transition area), after **6h30** of race, at **3:05pm**

Run :

- Stop of the timing : **7:35pm**



# SIGNING

## BIKE

During the bike, you will have to follow the « bike » signs :



Volunteers will also be there to show you the way and secure the route.

However, the roads will be open to traffic : **you must respect traffic regulations ! Judges will be placed along the road and will put some penalties if you break the route regulations !**

## RUN

During the run, you will have to follow the « run » signs. You will also follow blue tape and reflective bands on the Semnoz climb.



All along the Semnoz climb, the remaining kilometers will be marked.


# FOOD SUPPLIES

## BIKE

- Saint-François de Sales, KM 36,5 : solid & liquid
- Lescheraines, KM 74 : solid & liquid
- UCPA, KM 100 (just before entering the bike park) : solid & liquid

## RUN

- Parking stade, KM 1,4 : liquid
- Entredozon, KM 5,5 : solid & liquid
- La Bauche, KM 9 : solid & liquid
- Parking Semnoz Sud, KM 13 : liquid
- Semnoz arrival, KM 16 : solid & liquid + personal bag



# FOOD SUPPLIES DETAILS

	Produit	BIKE 1 - SAINT FRANCOIS DE SALES	BIKE 2 - LESCHERAINES	RUN 1 - PARKING STADE	RUN 2 - ENTREDOZON	RUN 3 - LA BAUCHE	RUN 4 - PARKING SUD SEMNOZ	RUN 5 - ARRIVÉE SEMNOZ
Liquide	Eau plate	X	X	X	X	X	X	X
	St Yorre	X	X		X	X	X	X
	Coca-cola		X		X			X
	Orangina					X		
	Sirop menthe	X	X		X			X
	Sirop citron		X					X
High 5 sport nutrition	Boisson énergétique sport effort	X	X		X	X		
	Energy bar		X		X			
	Energy gel		X					
	Energy gel AQUA				X			
Salé	Pain	X						X
	Saucisson	X			X			X
	Tome des Bauges	X			X			X
	Saint Morêt		X		X			
	Chips	X	X		X	X		X
	soupe							X
	Tuc	X	X		X	X		X
Sucré	Chocolat	X			X	X		X
	Quatre quart	X	X		X	X		X
	Pain d'épice	X	X		X			X
	Abricots secs	X	X		X	X		X
	Raisins secs	X	X		X	X		X
Fruits	Oranges	X	X		X	X		X
	Bananes	X	X		X	X		X
	Abricots		X		X	X		
	Tomates cerise				X	X		
	Pastèques				X	X		X

# OFFICIALS



Officials will make sure that the regulations are respected.



T1

BIKE

- Helmet fastened before you take your bike
- Get on your bike after getting out of the bike park
- It is forbidden to throw away your rubbish. You can be disqualified for doing that.
- Respect the traffic regulations.
- Personal assistance forbidden
- Bib on your back
- Drafting forbidden (black card : 5mn stop and go)
- Helmet fastened until you deliver your bike
- Get off the bike before entering the bike park
- It is forbidden to throw away your rubbish. You can be disqualified for doing that.
- Personal assistance forbidden
- Bib on your front
- Hiking sticks forbidden


T2

RUN

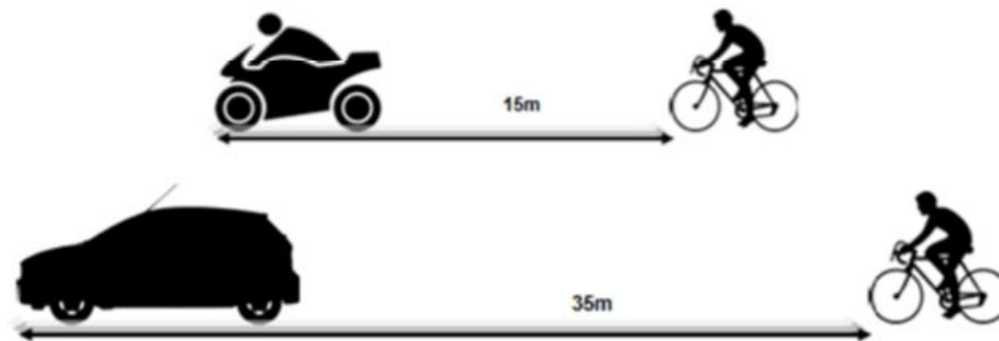
**PENALTY** : The penalty area will be at the exit of the transition area.

# OFFICIALS

- Authorized and unauthorized bike positions:



- Distance between motorcycle and bicycle and between vehicle and bicycle



- It is forbidden to take shelter behind or alongside a competitor or any other vehicle. Overtaking must be completed within 25 seconds. Stewards and organizers will be extremely vigilant and will issue a blue card to any competitor who fails to comply with this rule, which requires a penalty box stop (5 minutes) before the running event (before the T2 transition area). Failure to do so will result in disqualification. The Penalty Box will be located close to the transition area.





# MANDATORY EQUIPMENT

## SWIM

- **SWIMMING SUIT**

If the water temperature is **under 16°C** on race day, the swimming suit will be mandatory. If the temperature is **above 24°C**, it will be forbidden.

- **SWIMMING CAP**

Mandatory for the swim. Given by the organisation.

## BIKE

- **HELMET**

It is mandatory to have your helmet fastened as soon as you touch your bike.

- **BIB**

Has to be worn on the back during bike.

- **FOLDABLE CUP** : no cup, glass will be delivered on the feeding stations, please take yours and keep it also for the running part.

## RUN

- **BIB**

Has to be worn on the front during run, without being taken off or hidden at any time.

# SPECTATORS

3 zones have been defined to support the concurrents :

1

## LAKE ESPLANADE :

- Transition Swim → Bike
- Transition Bike → Run



2

## LESCHERAINES

- Bike at KM 74



3

## TOP OF THE SEMNOZ

- Arrival of the finishers !



- Free buses will be available for spectators to go to Lescheraines and Semnoz
- Take off at the spectators parking.

All infos [here](#) !




Don't forget to follow the live to know the concurrents positions and the rankings !  
Click [here](#)

# AFTER RACE

## AWARDS CEREMONY

*It is mandatory to be here if you want to receive your prize.*

- The following concurrents will be rewarded :
  - 3 first men scratch
  - 3 first women scratch
  - 3 first of each category



## EQUIPMENT RECOVERY

- The transition area will be opened for recovery on Saturday between 3pm and 9pm. **It will not be open on Sunday.**
- Give your transponder back once you cross the finish line
- For the DNF go to UCPA to give your transponder back and recover your personal bag, on Saturday until 00:30.

## LUNCH

- You will find a bar on the Alpsman Village ; best place to live the end of the race together!
- For lunch, you can choose to take it on Saturday evening (until 10:00pm) or on Sunday noon.

## RECOVERY AREA

Please join us on the Alpsman Village to go to the recovery area. You will find osteopaths, and our partners CryoAdvance!

# ECO-RESPONSABILITY

## ALPSMAN & MAIF PARTNERSHIP



- Sorting waste on food supply areas
- Recovery of the bottle caps par the association LES BOUCHONS 74



- Free buses for spectators
- Incitation for carsharing



- Use of reusable dishes


BECAUSE EVERY LITTLE THING MATTERS, WE COUNT ON YOU !

# WEATHER



Keep an eye on the weather before the race !

TEMPERATURE IN SAINT-JORIOZ : [HERE](#)







**THE ORGANISATION TEAM WISHES YOU A  
WONDERFUL RACE**

**LET'S MEET AT THE TOP !**



Region  
Auvergne-Rhône-Alpes